

# Inserti filettati RIVSERT

RIVSERT rivet nuts

FTEP

34007

## ■ Acciaio

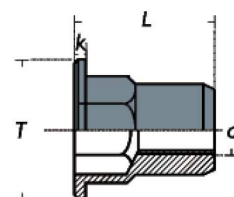
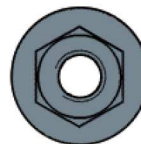
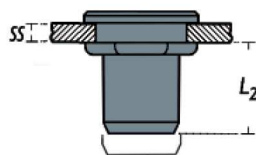
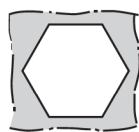
Steel




### Fusto semiesagonale aperto

Open semi-hexagonal shank

### Testa tonda

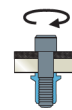
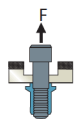
Dome head





d		T	k	SS	L	L <sub>2</sub>	Tipo	Codice		
mm	mm	mm	max	mm	mm	min ÷ max	Model	Item code	pz	pz
M3	5.0	6.0	0.4	0.5 ÷ 2.0	8.8	5.0 ÷ 5.5	FTEP0302005	4793200	1000N	10000
M4	6.0	9.0	0.8	0.5 ÷ 2.0	11.0	5.5 ÷ 6.5	FTEP0402006	3114600	1000N	10000
				2.0 ÷ 4.0	12.5	5.5 ÷ 6.5	FTEP0404006	4836800	1000N	10000
M5	7.0	10.0	1.0	0.5 ÷ 3.0	13.0	7.0 ÷ 8.0	FTEP0503007	2413900	500N	8000
M6	9.0	13.0	1.3	0.5 ÷ 3.0	15.0	7.5 ÷ 8.5	FTEP0603009	2414000	500N	4000
M8	11.0	16.0	1.5	0.5 ÷ 3.0	18.0	10.0 ÷ 11.0	FTEP0803011	2414100	250N	2000
				6.0 ÷ 9.0	23.0		FTEP0809011	4384800	200N	1500
M10	13.0	18.0	1.7	1.0 ÷ 3.5	21.0	11.5 ÷ 12.5	FTEP1003513	3109700	100N	1500
M12	16.0	23.0	2.0	1.0 ÷ 4.0	26.0	15.5 ÷ 17.0	FTEP1204016	1899000	50N	600



Applicazione  
Application



d			Kg	N	Kgm	Nm
mm	mm	mm				
M3	5.0	5.0	480	4700	0.1	1
M4	6.0	6.0	660	6470	0.4	4
M5	7.0	7.0	1140	11180	0.7	7
M6	9.0	9.0	1750	17150	1.4	14
M8	11.0	11.0	2430	23810	2.4	24
M10	13.0	13.0	3480	34100	4.2	42
M12	16.0	16.0	5140	50370	7.6	76